

Robert H. Down Distance Learning Dec. 2020 Parent Survey Results

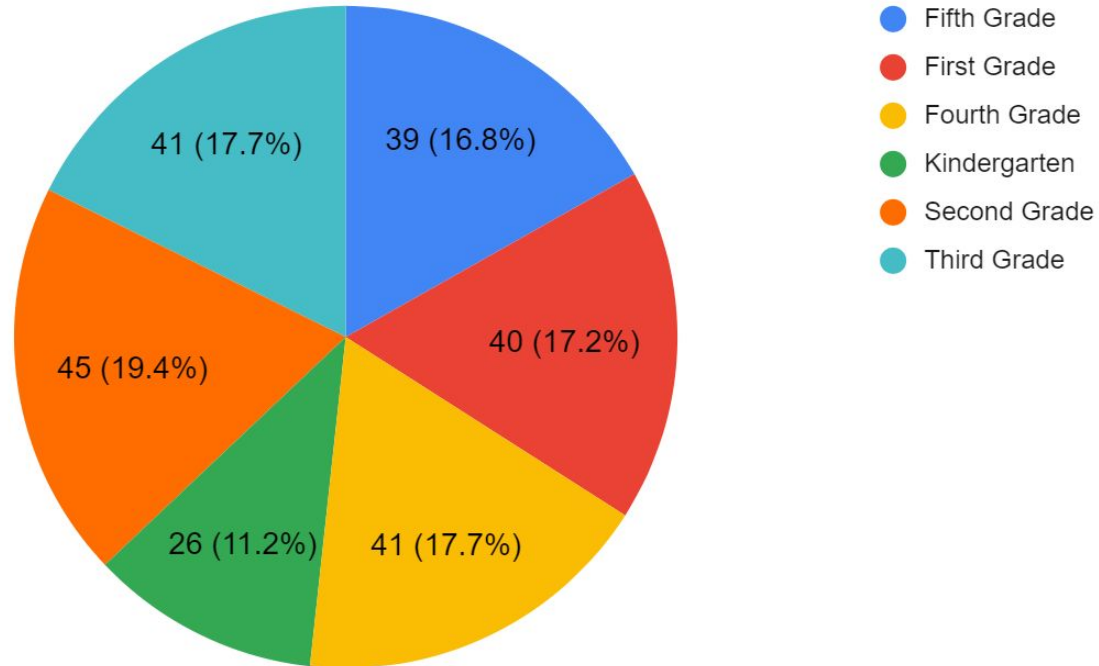
February 4, 2021

Sean Keller, RHD Principal

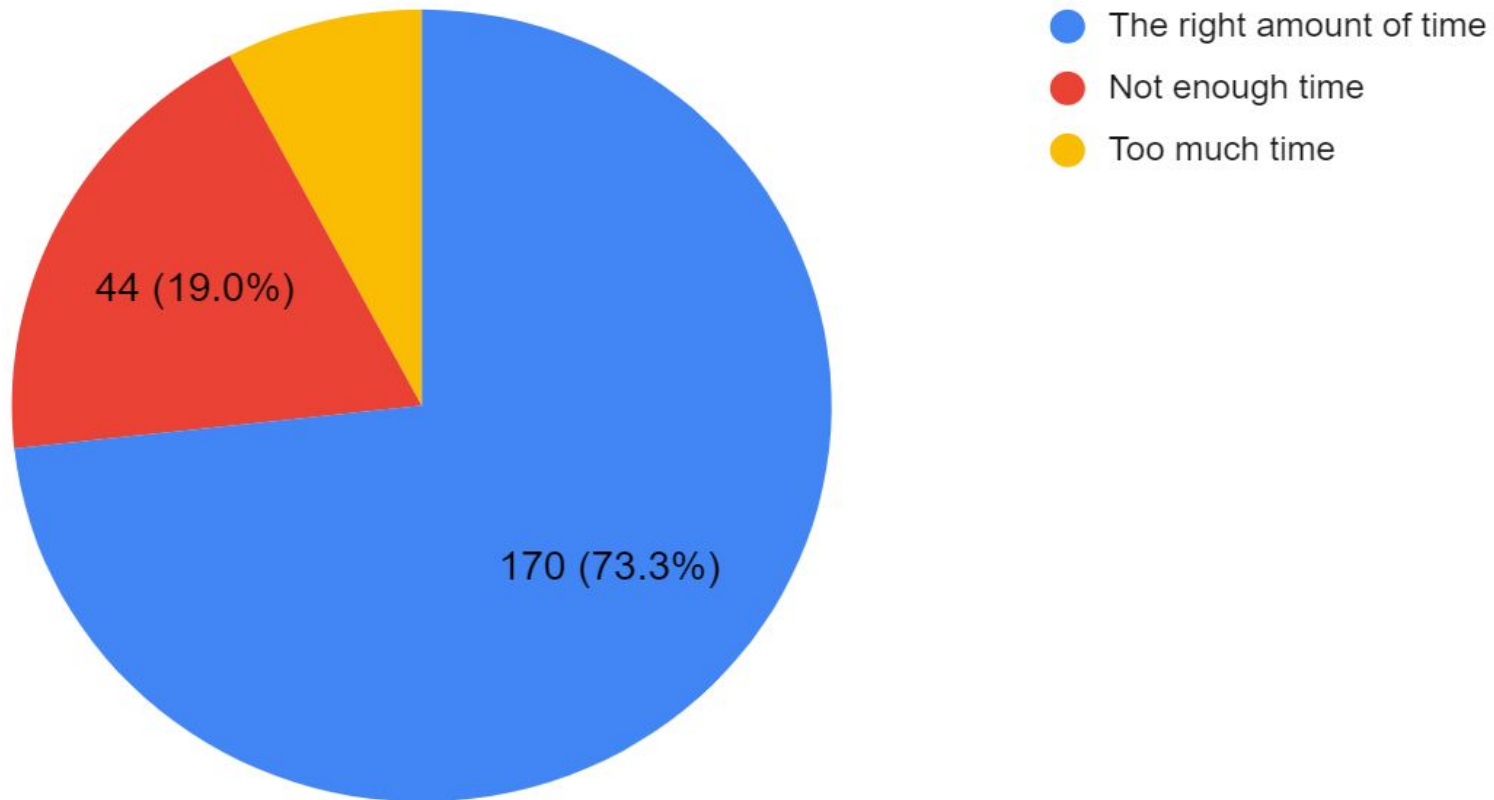


Robert H. Down Parent participation 51.2% Overall (244 RHD Parents - 57%) Grade Level Participation

Child's Grade



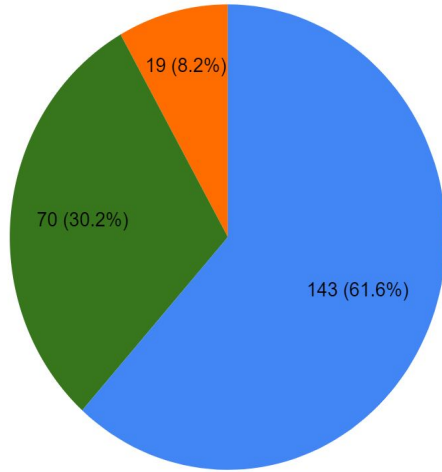
While in Distance Learning, the amount of time my child spends online in live instruction (teacher, instructional aide, P...



RHD Comparison of Student Help Between Synchronous and Asynchronous Instruction

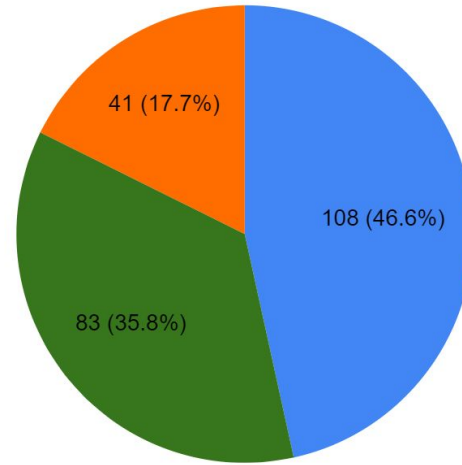


How much help does your child need to access the live (synchronous) Distance Learning program?



- My child does not need much help.
- My child needs some help.
- My child needs a lot of help.

How much help does your child need to access the non-live (asynchronous) Distance Learning program?

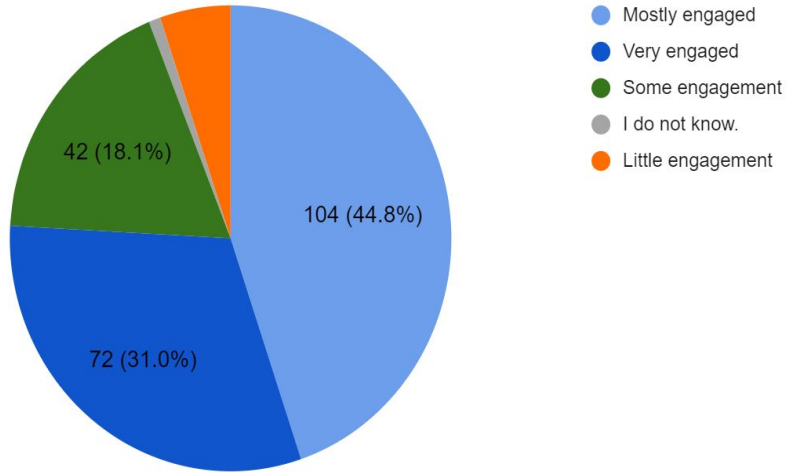


- My child does not need much help.
- My child needs some help.
- My child needs a lot of help.

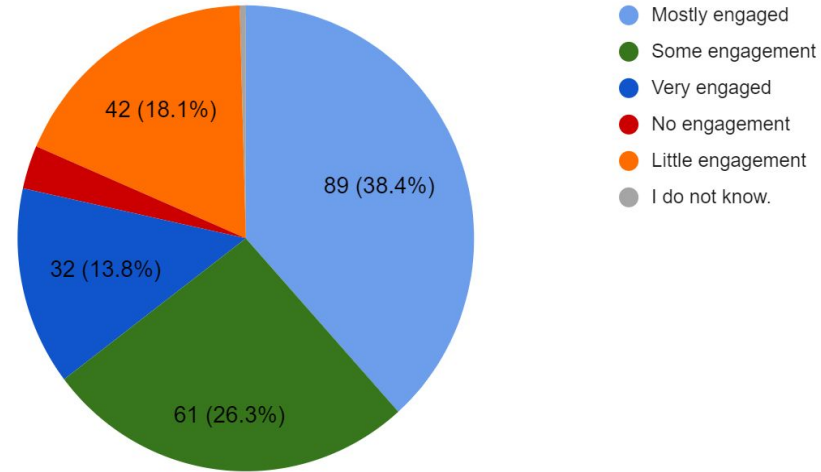
RHD Comparison of Engagement Between Synchronous and Asynchronous Instruction



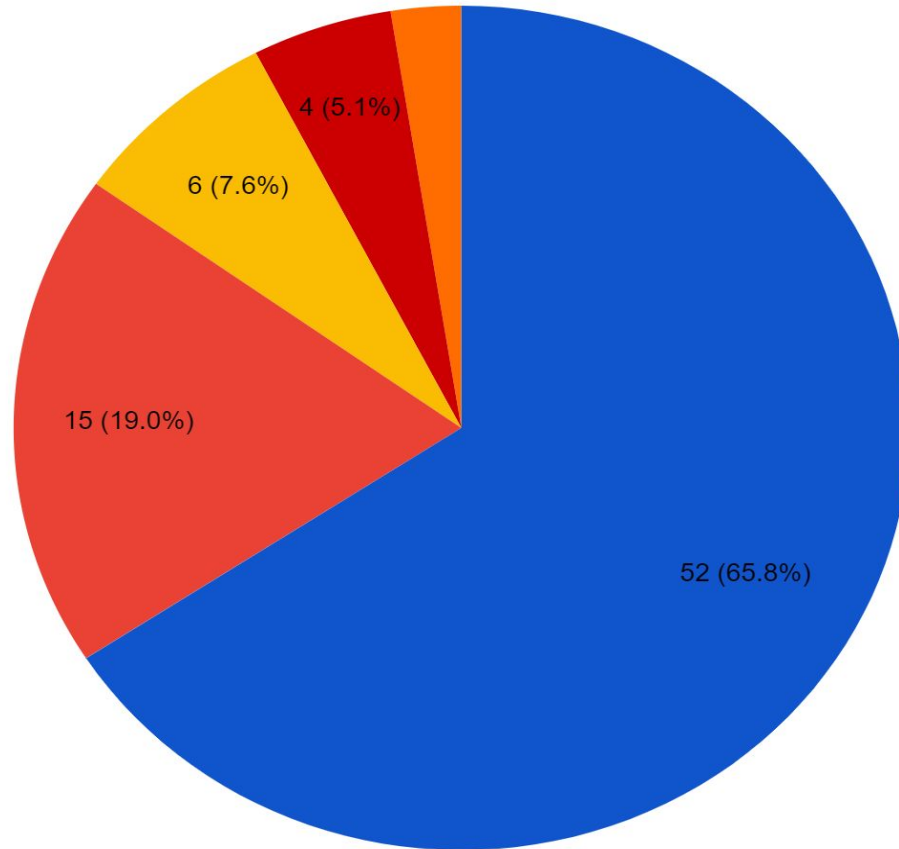
How engaged is your child during live (synchronous) Distance Learning?



How engaged is your child during non-live (asynchronous) Distance Learning?



Daily educational minutes



- Approximately matches the time listed for my child's grade
- Falls short of the time listed for my child's grade
- Exceeds the time listed for my child's grade
- Falls far short of the time listed for my child's grade
- Far exceeds the time listed for my child's grade

Parent Comment Highlights

What is Working

- Small Group Instruction/Facetime with Staff
- Synchronous (live) Instruction
- Dedication from Staff/How Hard They are Striving to Make DL Work
- Communication
- Office Hours
- Flexibility with asynchronous work
- Being more involved with school more than ever

Parent Comment Highlights

What Parents Would Like to See

- Childcare/School Reopening
 - *Acknowledgement/Actions that working families are struggling.*
- Social Time/Meeting Teacher face to face
- Decreasing screen time
- Less apps/Extra online resources
- More Social-Emotional Resources

Social Emotional Supports For Students

- Individual Counseling (17-20 rotating students weekly/bi-weekly)
- Classroom Caring Circles/SEL engagement (12-15 classes weekly)
- Extra Kindness Reminders for February Kindness Week
- Goal: 5th Grade Career Game Unit

Social Emotional Supports For Parents/Families

- Individual parent support and outreach meetings (1-3 weekly)
- Parent Coffee with the Counselor (Monthly)
- Let's Talk Book Group (Monthly)
- Counseling goal to provide parent education with other sites
- Providing texting/phone connection with Principal
- Respond to every email sent by parents
- Goal to call all new RHD families to check in how they are doing

Social Emotional Supports For Staff

- Caring Circles offered for 14 weeks
- Kindness Week focus on Staff by Do Good Crew
- Listening - Spending extra time after meetings to check in virtually. Making efforts to see how staff are doing when they visit campus. Discuss life!
- Available for phone call/texting throughout day/week
- Continually asking what is needed.

RHD 1st Trimester 2020-21 Report Card Results per Grade Level

Students Assessed on Progress Toward Standard (4 to 1) - Not G.P.A.

4: Thorough Understanding 3: Adequate Understanding 2: Partial Understanding 1: Minimal Understanding NA: Not Assessed

(compared to 2019-20)	Lang.Arts	Math	Science	Music	PE
Kinder Average Score	2.79 (-.29)	2.86 (1.19)	3.32 (+.32)	3.88 (-.12)	2.98 (-.45)
1 st Grade Average Score	3.11 (+.46)	3.24 (+.45)	3.62 (+.71)	3.74 (-.03)	3.03 (+.02)
2 nd Grade Average Score	2.87 (-.30)	2.89 (-.59)	2.92 (-.68)	3.84 (-.08)	3.03 (+.04)
3 rd Grade Average Score	2.66 (-.18)	2.59 (-.40)	*NA (3.25 '19-'20)	3.59 (-.25)	2.97 (+.02)
4 th Grade Average Score	2.87 (+.14)	3.01 (+.21)	3.51 (+.22)	3.63 (.44)	2.99 (-.03)
5 th Grade Average Score	3.24 (+.24)	3.33 (+.30)	3.43 (+.19)	3.41 (+.19)	2.99 (-.02)

*3rd grade did not provide Science assessment in 1st trimester and informed parents during conferences about reasoning for no grade.

RHD Enrollment

May 2020

Kinder	1st	2nd	3rd	4th	5th	Total
67	88	74	94	72	78	473

October 2020

Kinder	1st	2nd	3rd	4th	5th	Total
57	70	85	71	79	62	424

February 2021

Kinder	1st	2nd	3rd	4th	5th	Total
60	71	85	73	80	62	431